

JH Solar

Installation of hydraulic accumulator



Overview

accumulators provide the hydraulic supply to the solenoid valves. The hydraulic pressure is regulated automatically by pressure switch. The motor runs as required and stops when reaching the preset maximum pressure. A pressure limitation valve is integrated for safety. A hydraulic energy and.

accumulators provide the hydraulic supply to the solenoid valves. The hydraulic pressure is regulated automatically by pressure switch. The motor runs as required and stops when reaching the preset maximum pressure. A pressure limitation valve is integrated for safety. A hydraulic energy and.

Hydraulic accumulators play a crucial role in hydraulic systems by storing energy and supplying it when needed. Whether you are assembling a new hydraulic system or replacing an old accumulator, it is essential to know how to install and set up the accumulator correctly. Firstly, you need to.

When the instructions of this manual and the limit values for the accumulator are followed, the operation is safe and accumulator will remain functional throughout the planned lifecycle. The accumulator is safe and reliable to use when it is serviced according to the instructions specified in this.

Prior to installation and during the operation of hydraulic accumulators, the regulations governing accumulators in the place of installation must be observed. In the USA and Canada accumulators are subject to ASME Pressure Vessel Code. In addition, HYDAC suggests a thorough inspection, including a.

to maintain a hydraulic system accumulator?

Regular maintenance is essential for keeping a hydraulic system accumulator in optimal condition. By inspecting the accumulator, testing the pressure, and replacing any faulty components, you can ensure the efficient here should a piston accumulator be.

The hydraulic circuit pump must NEVER be started if the accumulator or dampener is discharged (with no gas pressure present inside). Dry nitrogen (N₂) gas must be used to charge / fill the accumulator. For pressures below 10

bar compressed air can be used as long as there is no incompatibility.

However, if you have experience and knowledge in hydraulic systems, you can follow these general steps to replace a hydraulic accumulator. 1. Prepare for the Replacement: Before starting the replacement process, ensure that you have the necessary tools and replacement accumulator. Additionally.

Installation of hydraulic accumulator

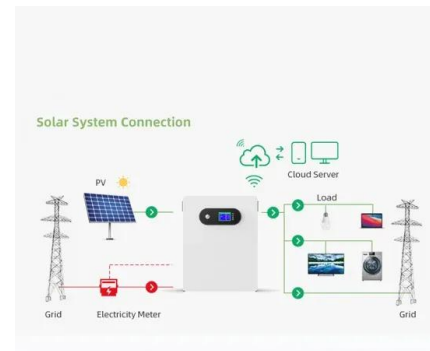


Installation and operation manual Revision 2018

Hydraulic accumulators are pressure vessels and must be treated accordingly. Only trained and qualified personnel should perform installation and maintenance procedures on the ...

Accumulators

Bladder accumulators, piston accumulators and diaphragm accumulators Accumulators for Offshore Hydraulic applications with special coatings or stainless steel up to 690bar. HYDAC ...




INSTALLATION METHOD B

Install a Moroso oil filter mount (P/N 23700 or 23710) and a oil filter, with one way check valve in the position shown in the diagram. Moroso racing oil filters and most high ...

Accumulator Assembly Instructions

Install the seals on both top adapter and fluid port by the order: metal ring, O-ring, and back-up ring. See the seals installation instructions above for bottom bladder accumulators (steps 11,12).




HYDRAULIC ACCUMULATOR INSTALLATION LOCATION

Hydraulic accumulator installation process. Pick a suitable location for the accumulator that is easily accessible and allows for proper maintenance. Consider factors such as the size of the ...

OPERATOR'S MANUAL

Accumulators of capacity greater than 1 ltr are available with CE marking. When specified every shipping batch is provided with a conformity declaration and use and maintenance instructions. ...



9 535 233 420_02.09 dd

Mounting & Installation Bladder type accumulators should be mounted in a vertical position with the fluid port assembly at the bottom. Mounting bladder type accumulators in other ...

Hydraulic accumulators: how do they work?

Hydraulic accumulators are energy storage devices. Analogous to rechargeable batteries in electrical systems, they store and discharge energy in the form of pressurized fluid ...




Standard bladder accumulator unit ACCUSET-SB , HYDAC

This space-saving combination simplifies the connection of the hydraulic accumulator to the hydraulic system, reduces maintenance time and considerably reduces the time and effort ...



Electric hydraulic station accumulator installation requirements

This paper evaluates three sizes of hydraulic accumulator for urban delivery trucks according to different degrees of hybridization in the electric hydraulic hybrid powertrain.



Accu-FIND hydraulic accumulator selection tool , HYDAC

Accu-FIND Hydraulic accumulator selection tool
Which hydraulic accumulator is right for my application? This question can only be answered by taking the particular requirements placed ...

Installation of hydraulic accumulator

Installation of hydraulic accumulator A hydraulic accumulator is used for one of two purposes: either to add volume to the system at a very fast rate or to absorb shock.



7 Critical Steps for Installing and Maintaining a ...

Diaphragm accumulators play a vital role in industrial hydraulic systems, providing energy storage, shock absorption, and pressure stabilization. Proper installation and maintenance are critical for optimizing ...

INSTRUCTIONS FOR THE INSTALLATION AND ...

INSTRUCTIONS FOR THE INSTALLATION AND STARTING OF ACCUMULATORS AND PULSATION DAMPENERS The hydraulic circuit pump must NEVER be started if the ...



How to Charge Accumulators with Nitrogen

Accumulators should be precharged slowly, as indicated in step #6. This is especially important when filling a bladder style accumulator. Below is a sequence of events outlining a common failure that will occur when a ...

Back to Basics: Accumulators

Hydraulic accumulators store hydraulic fluid under pressure to supplement pump flow and reduce pump capacity requirements, maintain pressure and minimize pressure fluctuations in closed systems absorb ...



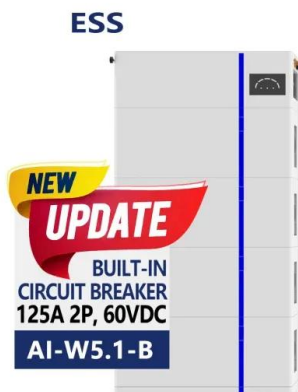
Accumulators , Power & Motion

Accumulators used in hydraulic systems can increase efficiency, provide smoother and more reliable operation, and store emergency power in case of electrical failure.



Accumulators

Prior to installation and during the operation of hydraulic accumulators, the regulations governing accumulators in the place of installation must be observed. In the USA and Canada ...



Hydraulic accumulator pipeline installation

Installation All accumulators shipped from the factory will be pre-charged to a nominal pressure in order to seat the piston on the pressure release device and return line to the reservoir. ...

DIAPHRAGM ACCUMULATOR INSTALLATION, OPERATION

OPERATION Accumulators are generally worry free when installed, commissioned and maintained properly. It is the user's responsibility to monitor system working conditions, which ...



Operating and Installation Instructions For HYDAC ...

Accumulators Operating and Installation Instructions 1. General Prior to installation and during the operation of hydraulic accumulators, the regulations governing accumulators in the place of installation must be ...

Installation and operation manual Revision 2018

Hydraulic accumulators are pressure vessels and must be treated accordingly. Only trained and qualified personnel should perform installation and maintenance procedures on the accumulators.



Hydraulic accumulators , HYDAC

HYDRAULICS ARE YOUR HOME: The know-how of our hydraulic specialists extends to all accumulator types, such as bladder accumulators, piston accumulators or diaphragm ...



How to install a hydraulic accumulator

Proper installation of a hydraulic accumulator is crucial to ensure its optimal functionality and to prevent any potential issues or problems. However, improper installation can lead to a variety ...



Step-by-Step Guide on Installing Hydraulic Accumulator

Learn how to install, set up, mount, and assemble a hydraulic accumulator with our comprehensive guide and step-by-step instructions.

Contact Us

For catalog requests, pricing, or partnerships, please visit:
<https://www.apartamenty-teneryfa.com.pl>