

JH Solar

Indicators of capital storage



Overview

What are capital productivity indicators?

capital productivity indicators which are published. These are based on data on net capital stocks, value added and employment (number of persons and hours worked). Indicators are provided in terms of growth; 3)N115(cultivated biological resources); 4)N117(intell.

Why are capital stocks used to approximate the concept?

Capital stocks are used to approximate the concept. This makes it possible to calculate the indicators directly from the available data as well as carry out plausibility checks of the released data on capital stocks. Capital productivity indicators (CAPIs) are a set of indicators.

Are capital stock data expressed in chain linked volumes (CLV) transmitted by countries?

*** Capital Stock data expressed in Chain Linked Volumes (CLV) are not transmitted by countries. Thank you for your attention! Comments welcome!.

Are data aggregates available for capital stocks?

Data aggregates are not available for capital stocks. Capital stock data at the total economy level as well as by asset type (the transmission of which is compulsory) are available in full. When combining industry level and asset type.

How much did self storage capitalization rate increase in Q4 2022?

Self storage capitalization rates increased by almost 100 bps in that time period, from lows of 4.00% to 4.50% in Q4 2022, to 5.00% to 6.00% in the second quarter of 2024 for a typical Class A facility in a top 30 MSA.

Should capital services be calculated using national accounts data?

Should be calculated using data on capital services. However, when doing so,

further information and assumptions are needed to aggregate detailed asset types into 'capital services'. Therefore, as a more practical and feasible approach, national accounts data

Indicators of capital storage



Understanding the Impact of Global Economic Indicators on

...

Discover how global economic indicators like GDP, inflation, and trade balances shape international investment strategies and influence the global investment landscape.

Analyzing the Impact of Macroeconomic Indicators on Investment

Explore how the impact of macroeconomic indicators influences portfolio management, shaping investment strategies through GDP, inflation, and market dynamics.



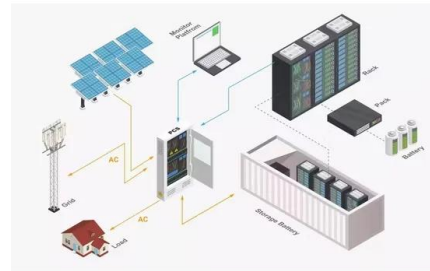
Understanding Leading and Lagging Indicators: ...

As businesses strive to achieve their goals and measure their performance, they often rely on key metrics known as leading and lagging indicators. Leading indicators are forward-looking metrics that ...

33 Inventory Management KPIs and Metrics for 2025

The graphic shows the NetSuite dashboard for KPI management. The dashboard includes charts, graphs, and performance indicators to help HR

teams track headcount, hiring, ...



5 Must-Have Garage Organisation Products

At Capital Letter Signs, we understand that proper labelling and storage solutions are the foundation of any well-organised space, including your garage. 73% of homeowners wish they could better utilise ...

Bank Tier 1 Capital: Definition & Ratio Formula Guide

Introduction. In today's financial landscape, understanding bank capital is crucial for gauging their stability and resilience. Tier 1 capital stands as a cornerstone in this evaluation, offering insight ...



114KWh ESS



ISO 9001 ISO 14001 PICC RoHS CE MSDS UN38.3 UK CA IEC

MARKET TRENDS AND SECTOR OUTLOOK U.S. SELF ...

Key Findings Key indicators for self storage remained positive for 2022, despite a deceleration in rent growth and occupancy during the fourth quarter. Not only did market performance remain ...

Dynamic of fixed capital different points of view

Abstract The paper deals with the implications of the capital theory and national accounts statistics for the system dynamics models. In system dynamics' modelling terminology the ...



Capital stock and MFP estimations: A comparison

Quality assessment suggests need of further harmonization in compilation methods (enhancing the quality) for estimation of capital stocks and related indicators across countries

EIA's storage indicator report and its impact on futures trading

EIA's storage indicator report and its impact on futures trading 1. Introduction The Energy Information Administration (EIA) releases weekly reports on the state of energy storage levels ...



Storage Capital

Storage Capital is your trusted private capital firm, dedicated exclusively to the self-storage sector. We bring a wealth of expertise and a spectrum of financing strategies to empower private owners and visionary investors, ...

Indicator Capital -- Boosting deep tech heroes

Boosting deep tech heroes Apollo 11 (July 16-24, 1969) was the American spaceflight that first landed humans on the Moon. Commander Neil Armstrong and Lunar Module Pilot Buzz Aldrin ...



Market Saturation Risks: Identifying Opportunities in Underserved

In today's unstable real estate market, self-storage has built an excellent reputation. Its flexibility, resilience, and strong returns continue to draw investors. However, market saturation has ...

Warehouses: Storage Solutions: Warehouses as Key

...

The warehouses of tomorrow will be more than just storage facilities; they will be sophisticated, efficient, and sustainable components of physical capital that add value at every stage of the ...



Key Macroeconomic Indicators Every Investor Should Track

Key macroeconomic indicators like GDP, inflation, and interest rates guide investors in managing risk and positioning portfolios for market shifts.

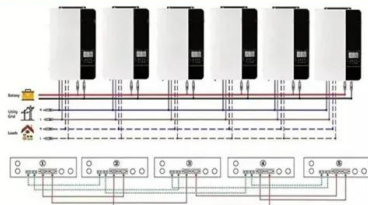
Comparative techno-economic evaluation of energy storage

...

Energy storage technology is a crucial means of addressing the increasing demand for flexibility and renewable energy consumption capacity in power systems. This ...

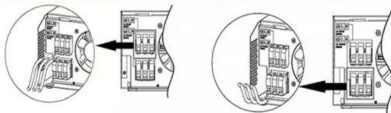


Parallel (Parallel operation up to 6 unit (only with battery connected))



AC input wires

AC output wires



COUNTERCYCLICAL CAPITAL BUFFER: 1st quarter of 2021

COUNTERCYCLICAL CAPITAL BUFFER: 1st quarter of 2021 Pursuant to a resolution adopted by the Governing Board of the Banka Slovenija at its 546th meeting of 8 December 2015, the Bank ...

Carbon Indicators , Science

Natural Capital Indicators Carbon Indicators This dimension focuses on the storage and emission of carbon, one of the key contributors to climate change. Monitoring carbon levels in ...



indicators of capital storage

Analytical and quantitative assessment of capital expenditures for construction of an aboveground suspended weight energy storage... For the first time, an analytical foundational correlation ...

Aggregate Capital Stock Estimations for 122 ...

Based on this approach and employing investment data from the World Bank's World Development Indicators database, the authors construct an unbalanced panel dataset of aggregate capital stock data for 103 ...



Measuring the productivity effects of digital capital--a conceptual

Productivity growth in the advanced economies has been slowing down for some time. This is surprising insofar as large-scale technological impulses are expected as a ...

Microsoft Word

Though this storage cost approach has been applied in McCloskey and Nash (1984) and has potentially wide applicability in situations where interest rate data is not available, this paper ...



Indicators of impairment

2. What indicators are listed as examples in the accounting standard? IAS 36 includes the following non-exhaustive list of impairment indicators based on internal and ...

Bank Tier 1 Capital: Definition & Ratio Formula Guide

Introduction. In today's financial landscape, understanding bank capital is crucial for gauging their stability and resilience. Tier 1 capital stands as a cornerstone in this evaluation, offering insight into a bank's financial ...




Eurostat's Capital Productivity Indicators (CAPIs)

Capital productivity indicators (CAPIs) are a set of indicators used to assess capital productivity evolution. Typically, capital productivity is defined as a ratio of a measure of output in real ...

MARKET TRENDS & SECTOR OUTLOOK U.S. SELF ...

Key Findings Key indicators for self storage remained positive through 2022, despite a deceleration in rent growth and occupancy during the fourth quarter. Not only did market ...



SHFE Tin Price Jumps Initially and Then Pulls Back Resilient

4 ???· The price fluctuation range during the session widened to 266,300-269,620 yuan/mt, with signs of continued capital reduction and position liquidation. Meanwhile, LME tin prices ...

Inventory Levels: Understanding the EIA's Natural Gas Storage Indicator

The natural gas storage indicator is a vital tool that helps to track the amount of natural gas stored in underground facilities across the United States. This information is ...

DETAILS AND PACKAGING



- 1 USER MANUAL PDF
- 2 RJ45 Cable For RS485/CAN
- 3 Battery in Parallel Cables
- 4 RJ45 TO USB Monitor Cable
- 5 M8 Terminal*4

Contact Us

For catalog requests, pricing, or partnerships, please visit:
<https://www.apartamenty-teneryfa.com.pl>